

# WPS-2800-2

## High-Power Voice and Siren System

Whelen's WPS-2800 Series Omni-Directional High-Power Voice and Siren Systems deliver clear and powerful voice and siren communication.

### WPS-2800-2 BASIC SYSTEMS

**Speaker Assembly:**  
Two WPS-2800 Speaker Cells, 50' of speaker cable and pole top mounting bracket.

**Electronics Cabinet:**  
Two compartment, natural finish aluminum Type II case.  
Upper compartment: Two Power Amplifiers; System Motherboard; Power Supply; ESC-864 Electronic Siren Controller with integral timer, tone generator, local controls and microphone jack; battery switch and battery charger.  
Lower compartment: two heavy duty lead calcium batteries and battery tray.

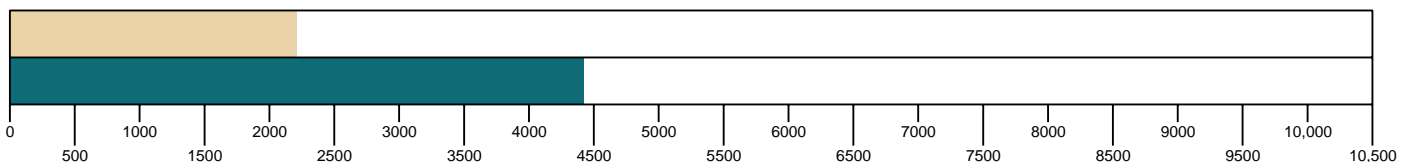
### Acoustic Performance

SPL @ 100': 114dBc

Estimated 70dB range: 2,200'

Estimated 60dB range: 4,400'

Note: 100' performance levels listed represent repeatable results within +/-2dB to stated levels. Estimated 70dB perimeter is based on the Federal Emergency Management Agency's (FEMA) -10dB per distance doubled path model.



### SYSTEM FEATURES

- 114dBc @ 100'.
- 2,200' Estimated 70dB Warning Perimeter.
- Six Warning Tones.
- Public Address.
- Battery Powered with AC temperature compensated Battery Charger.
- Local Controls or Remote Controls.
- Two High Efficiency 400 Watt Speaker Drivers. (One Per High Gain Cell).

### OPTIONS

- Diagnostic Silent Test (SI TEST®).
- Remote Station Status Monitoring, COMM/STAT™.
- Remote Station Digital Voice up to 16 messages.
- Solar Power.

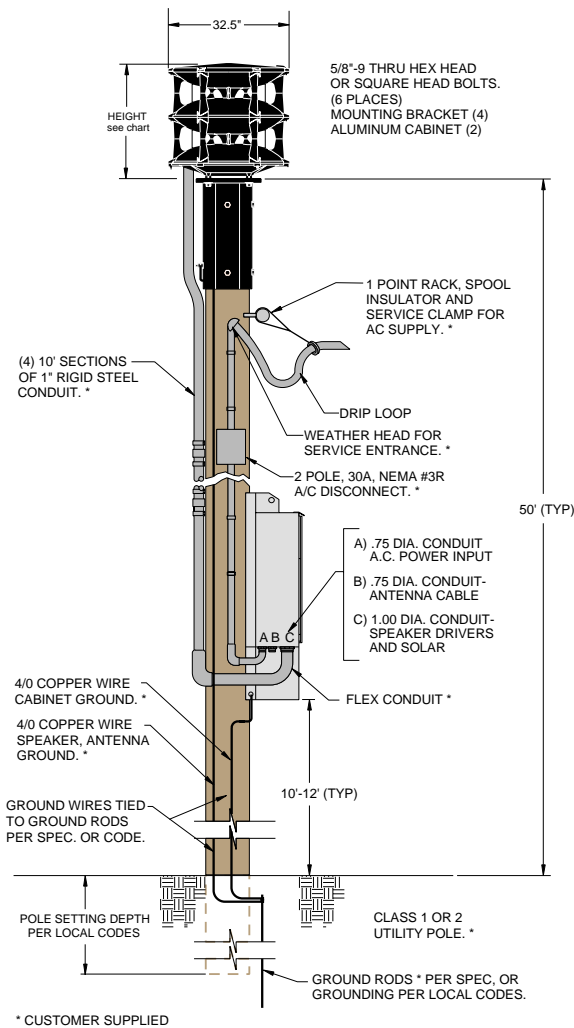
**WHELEN**  
ENGINEERING COMPANY, INC.



# WPS-2800-2

## Specification Data

Component	Height Inches (CM)	Width Inches (CM)	Depth Inches (CM)	Weight Lbs. (KG)
WPS-2800-2 SPEAKER	31.1 (79)	32.5 (82.5)	—	162 (73.5)
ELECTRONICS CABINET TYPE II	40.7 (103)	30.0 (76)	10.0 (25.4)	240 (109.1)
POLE TOP BRACKET	30.5 (77)	12.0 (30.5)	10.0 (25.4)	71 (32)



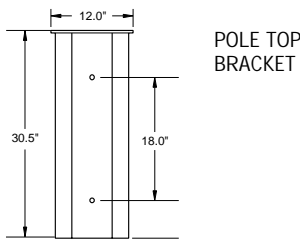
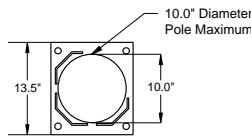
TYPE II ELECTRONIC CABINET

### ELECTRICAL

Battery Charger Input: 120VAC, 60Hz, 7A fuse  
 Battery Charger Output: 28VDC, 10A  
 Batteries: (2) 12V, 115AH lead calcium  
 Standby Current: 135mA, 24VDC  
 Operating Current: 45A, 24VDC  
 Power Amplifier Output Power:  
 Siren: 800 Watts  
 Voice: 1000 Watts

### ENVIRONMENTAL

Operating Temperature: -35°C to +60°C  
 Storage Temperature: -65°C to +125°C  
 Humidity, Non Condensing: 0 to 95%



## WHELEN<sup>®</sup> ENGINEERING COMPANY, INC.

Route 145, Winthrop Road  
 Chester, Connecticut 06412-0684  
 (860) 526-9504  
 1-800-637-4736  
 Fax: (860) 526-4784  
 Internet: www.whelen.com

Whelen Engineering Company, Inc. reserves the right to upgrade its products with design improvements without notification.  
 © 2000 Whelen Engineering Company, Inc.  
 Printed in the U.S.A.  
 122099-10916B

### ORDERING INFORMATION

**Basic System: WPS-2800-2**  
**Basic System Options:**

- STP666: Diagnostic Silent Test, SI TEST<sup>®</sup>
- RDVM: Remote Station Digital Voice<sup>1</sup>
- D86410, D864L10, D864H10, D864U10: One-Way Radio Control<sup>2</sup>
- C86410, C864L10, C864H10, C864U10: Two-Way Radio Control/Status Monitoring, COMM/STAT<sup>TM2</sup>
- CTCSS-R: Tone Squelch, Receive
- CTCSS-RT: Tone Squelch, Receive and Transmit
- INTRU: Intrusion Alarm
- LBALARM: Low Battery Alarm
- SBC-2/40, SBC-2/60: Solar Power<sup>3</sup>

### NOTES

1. 1-16 messages available. Available message lengths: 15, 30 or 60 seconds.
2. 10 Digit DTMF Controls.  
 Landline  
 VHF Low Band (L), 30 - 50Mhz  
 VHF High Band (H), 150 - 170Mhz  
 UHF (U), 450 - 470Mhz  
 VHF Low Band systems equipped with unity gain antenna. VHF High Band and UHF Systems equipped with 2 - 3dB gain omni-directional antenna. 35' RG58 antenna cable and antenna mounting bracket included.
3. Solar power option includes 2 - 40 or 2 - 60 watt panels, mounting bracket and regulator, (SBC-2/40, SBC-2/60).